

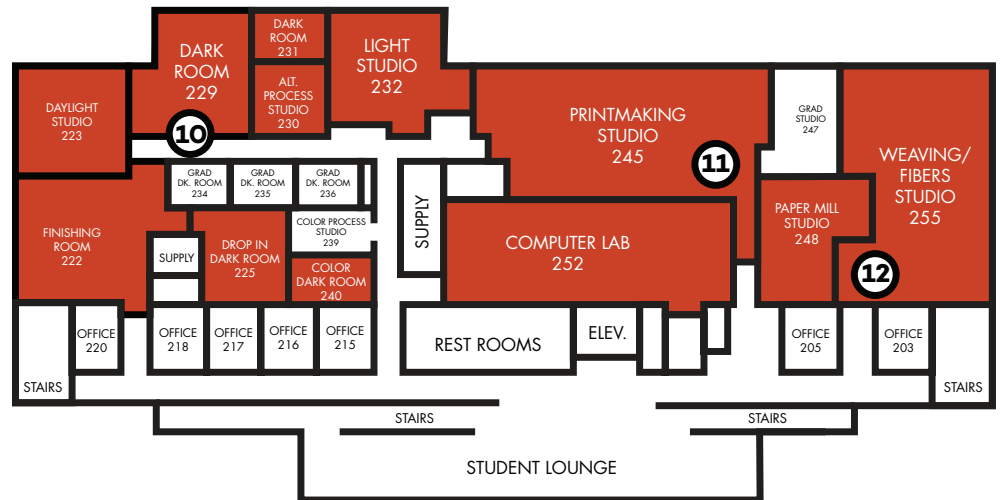
# Insalaco Center for Studio Arts

## Self-Guided Tour

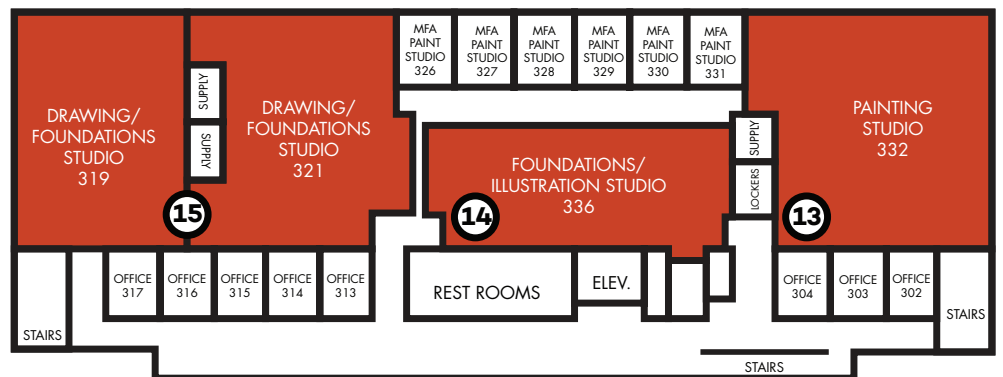
### 1<sup>ST</sup> FLOOR



### 2<sup>ND</sup> FLOOR



### 3<sup>RD</sup> FLOOR



**MARYWOOD UNIVERSITY**  
DEPARTMENT OF VISUAL ARTS

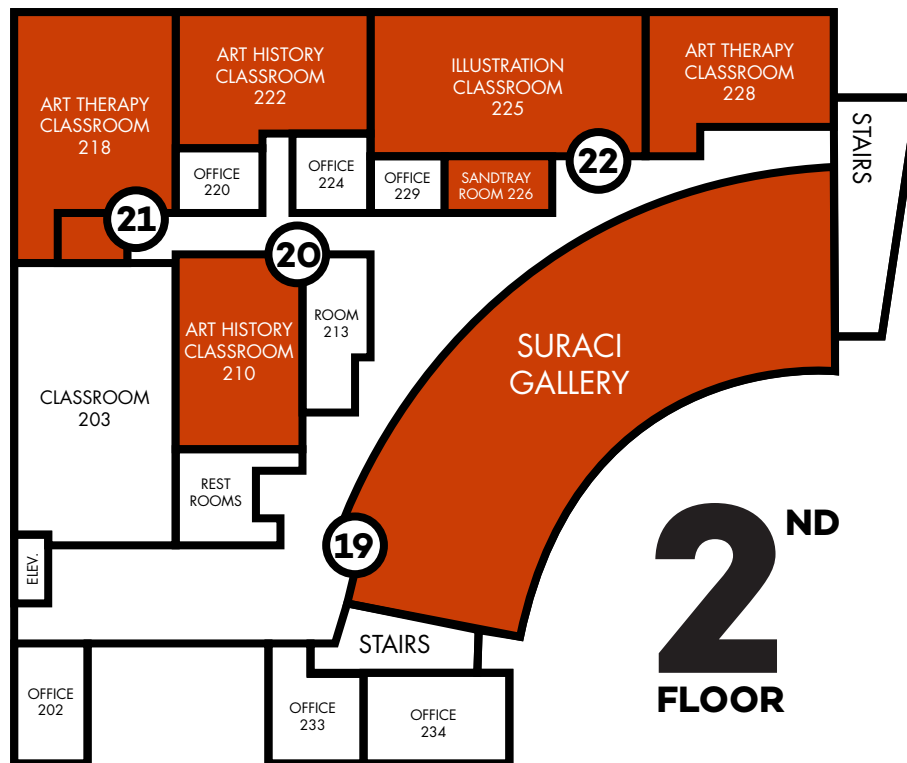
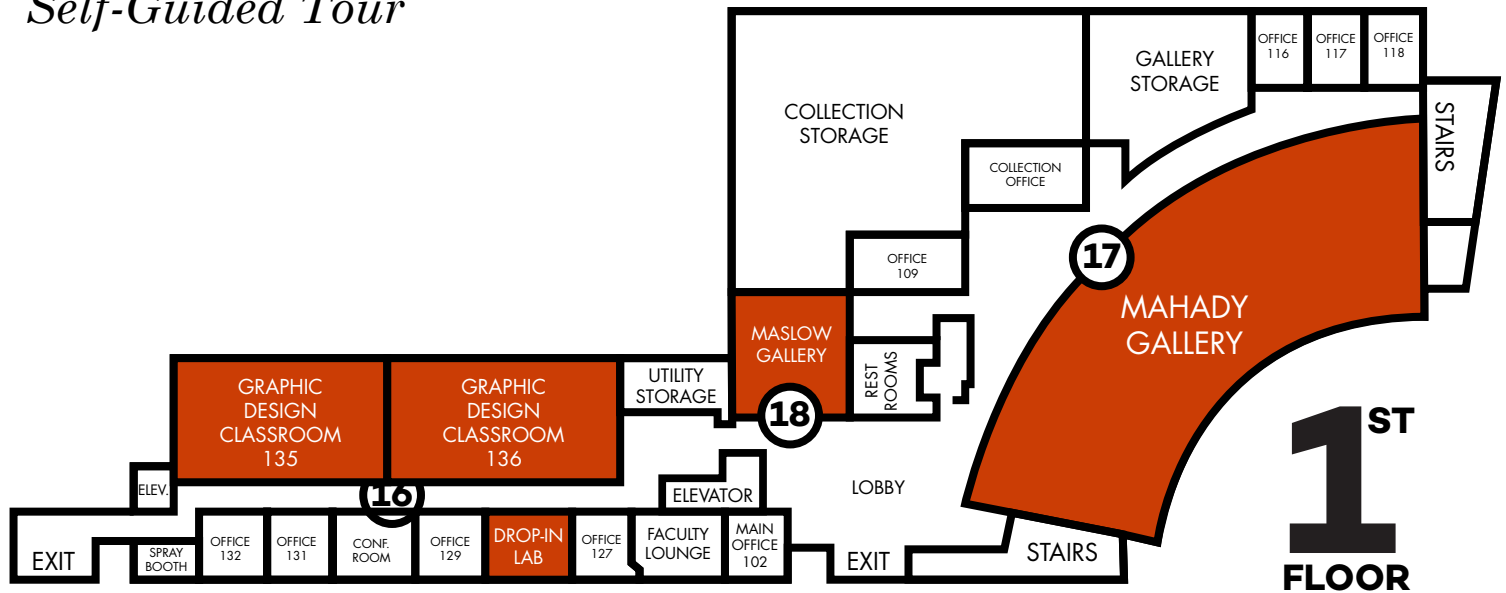
We invite you to explore our classrooms and studio spaces. Use our maps to identify the various areas of our two art buildings. Numbered plaques near each entry way identify each space. Scan the QR code on each plaque to launch a YouTube video featuring photos with an audio description of each location. Marywood's Art Department combines art training with a liberal arts education to help

students develop their creative voice and vision for a career in art or further graduate study. Every art student at Marywood has access to superb world-class facilities, from computer labs and dark rooms to drawing studios and weaving looms. Facilities are available to art students 24 hours a day, seven days a week.

Enjoy your visit!

# Shields Center for Visual Arts

## Self-Guided Tour



**MARYWOOD UNIVERSITY**  
DEPARTMENT OF VISUAL ARTS

We invite you to explore our classrooms and studio spaces. Use our maps to identify the various areas of our two art buildings. Numbered plaques near each entry way identify each space. Scan the QR code on each plaque to launch a YouTube video featuring photos with an audio description of each location. Marywood's Art Department combines art training with a liberal arts education to help

students develop their creative voice and vision for a career in art or further graduate study. Every art student at Marywood has access to superb world-class facilities, from computer labs and dark rooms to drawing studios and weaving looms. Facilities are available to art students 24 hours a day, seven days a week.

Enjoy your visit!

# MARYWOOD UNIVERSITY

## DEPARTMENT OF VISUAL ARTS

### **INSALACO STUDIO ARTS CENTER**

#### 1st Floor

#### **CERAMICS (1)**

The Clay studio consists of a large common "work" room with electric and kick wheels, extruders, slab roller, and work tables. Adjoining the work room is a kiln and glazing room with four electric kilns and two gas kilns. Ceramics Majors also have access to personal workspaces adjacent to the main work room and kiln room.

#### **SCULPTURE/3-D DESIGN**

The sculpture 3-D design facilities consist of seven separate and distinct studio workspaces.

#### **Wood Studio (2)**

This area facilitates all aspects of wood fabrication as applied to 3-D, sculpture, and furniture. It is equipped with machinery for sanding, sawing, drilling, glue up, and turning. There is a generous tool room as well as a finishing room and spray booth. In addition, there are hand and power tools, both electric and pneumatic. An engineered exhaust system addresses dust collection requirements.

#### **Jewelry Studio (3)**

The jewelry studio is outfitted with 15 individual dedicated benches. These benches offer students a flex shaft for grinding and polishing as well as a bench light and individual soldering stations with torches utilizing natural gas. In addition, there are separate areas dedicated to large scale annealing and soldering, wax work, and metal cleaning. A distinct room provides equipment and kilns for casting and polishing. There are two wax burnout kilns, a rolling mill, draw bench, buffers, centrifuge, and vacuum casting.

#### **3-D Bench Room (4)**

This area is designed solely for small assembly of 3-D objects. There is adequate storage and shelving for student projects. The area is well-lit and has a view of adjacent studios through wall windows on both ends.

#### **Hot Shop (5)**

The hot shop includes foundry furnaces for metal casting and a 2-ton overhead crane. There are kilns for wax burnout and well-equipped areas dedicated to forging, including power forging with a Kunn air burner. There is a cutting and welding area outfitted for plasma cutting, M16, and T16 welding. There are two gas forges and one coal forge. The forging area is well-equipped with hammers, tongs and chisels, vises, and benches. A separate part of the hot shop is dedicated to glass casting and includes four kilns with digital controls.

#### **Metal Grind Rooms (6)**

This room adjacent to the hot shop facilitates grinding storage and assembly dedicated to metal work and casting.

#### **Glass Grind Room (7)**

This room is dedicated to cutting, grinding, sawing, sanding, and polishing glass. In addition, it houses a sand blasting booth which is used for clean up of casting as well as adding creative finish work on both glass and metal.

#### **Open Studio (8)**

The open studio is a free and open space equipped for various sculpting activities. There are benches, sinks, and vices which accommodate mold-making, carving, plaster work, and assembly. The studio is well lit and ventilated with large windows facing the Visual Arts Center.

#### **KRESGE GALLERY (9)**

The Kresge Gallery is a versatile exhibition, critique, and lecture space. An alternative venue to the formal art galleries, the Kresge provides a working and experimental exhibition site for art students and faculty to showcase a variety of work throughout each semester.

#### 2nd Floor

#### **PHOTOGRAPHY (10)**

There are two group black & white darkrooms, a private darkroom for making large projection prints, a color darkroom served by a Hope processor, and an alternative processes darkroom devoted to working with historic printmaking methods like palladium, cyanotype, and gum bichromate. The department has several 4x5 view cameras which are available for student use, along with a variety of 35mm and 2-¼ cameras. The spacious lighting studios are equipped with versatile strobe systems. Resources include an adjacent Mac computer lab equipped with negative, slide, and flatbed scanners, large format color inkjet printers, and the latest versions of graphics and image-editing software.

#### **PRINTMAKING (11)**

The printmaking studio provides facilities for working in all the major processes. Currently there are three intaglio/relief presses, one litho press with stones and grinding sink, one letterpress proof press and assorted type, camera room, screen stretching unit and assorted frames, screen washout unit, NU ARC exposure units, and various paper filing and materials cabinets. Adjoining the main studio is a separate graduate MFA studio and a fully equipped papermaking facility including a Hollander paper beater.

#### **WEAVING (12)**

The Weaving/Fibers Studio is a large, well lighted and well equipped studio for fiber arts. There are 11 floor looms, 9

# MARYWOOD UNIVERSITY

## DEPARTMENT OF VISUAL ARTS

table looms, tapestry looms, supportive weaving equipment, and materials. Large areas and tables accommodate dyeing, silk painting, felting, and batik. Students have the opportunity to explore fibers, environmental materials, techniques, and processes, as well as ancient, traditional, and contemporary fiber arts and crafts.

### 3rd Floor

#### **PAINTING (13)**

The large and airy third floor art studio is dedicated space for advanced painting students. The room has moveable partitions for configuring semi private work areas according to class size. Six private art studios 12' x 15' provide plenty of natural light for each full time graduate student pursuing a terminal degree in studio art painting.

#### **ART FOUNDATIONS (14)**

The Art Foundation Studio is a spacious well-lighted room. Its cupboards are filled with media and materials essential to the Foundation Year experience. Twenty-four large drawing tables and ample storage space make it an ideal studio for prospective art teachers. Adjoining the Art Foundations Studio is a large Art Lab for housing research materials on the history of art, current and past art research journals, NAEA publications, videos, and curricula.

#### **DRAWING / FOUNDATIONS (15)**

This area consists of two adjacent studios, each about 800 square feet of uninterrupted space with 10 ft ceilings. One studio has floor to ceiling windows extending 80 ft along two walls. The other has floor to ceiling windows extending 40 ft along one wall. Both studios are fully equipped with easels and taborets, as well as track lighting, student lockers, storage racks, and ventilation systems.

## **SHIELDS VISUAL ARTS CENTER**

### 1st Floor

#### **GRAPHIC DESIGN (16)**

Our two dedicated graphic design student computer classrooms are equipped with Macs loaded with the most current versions of industry standard graphics applications along with laser printers, digital cameras, and flatbed scanners. All computers in both rooms are connected to the internet and feature overhead RGB projectors for instructor presentations and group critiques. A dedicated drop-in computer lab with color and black and white printers is also available for students 24/7.

#### **MAHADY GALLERY (17)**

This gallery offers a spacious and dramatic setting for the display of contemporary artwork. Throughout the year, the

gallery offers a varied program of group and solo shows by visiting artists, juried regional competitions, Marywood art faculty, student graduate and undergraduate shows, and curated national exhibitions.

#### **MASLOW GALLERY (18)**

The Maslow Collection is utilized as a learning laboratory, providing fieldwork experiences, internships, and opportunities in curatorial and exhibition studies for Marywood students through the Arts Administration program. While at Marywood, The Maslow Collection will continue to be a major resource to the larger community, loaning works to regional and national exhibitions, as well as being available for professional research and study.

### 2nd Floor

#### **SURACI GALLERY (19)**

This gallery maintains Marywood's permanent collection of fine and decorative arts. Feature exhibitions are highlighted throughout the year that showcase regional and national artists, selections from the permanent collection, and recent work by the art faculty.

#### **ART HISTORY (20)**

All art majors are required to take courses in Art history, which draws upon other disciplines to help students develop critical thinking and research skills. Two traditional lecture rooms are dedicated to courses in art history. Each room is outfitted with a computer terminal, digital projector, and internet access for multimedia presentations.

#### **ART THERAPY (21)**

The Art Therapy Studio is a multipurpose space that serves as traditional classroom, studio, and "therapeutic space." The room is equipped with traditional art materials, easels, recycled and found objects, a sink and basic equipment to model spaces generally used by art therapy professionals. In addition, the room contains a computer, scanner and state of the art printer for student/artists who use graphic media as their means of expression. Finally, the room features a one way viewing room that can enable unobtrusive viewing of classroom processes for learning purposes.

#### **ILLUSTRATION (22)**

Students in Illustration have designated and shared studio/classroom space in both the Shields and Insalaco Art Buildings. Each Illustration student currently has access to two adjacent painting and drawing studios equipped with easels and taborets, as well as track lighting, student lockers, storage racks and ventilation systems. In addition, students have use of four computer labs which include a separate Mac lab equipped with negative, slide, and flatbed scanners, large-format color inkjet printers, and Adobe Creative Cloud software.