



2025-2026

HOW TO:
HOUSING SELECTION



TABLE OF CONTENTS

- What is the Lottery?
- Highlights and Changes
- Housing and Lottery Timeline
- How to: Applications
- How to: Roommate Groups
- How to: Room Selection
- Important Notes
- Housing Policies



WHAT IS THE HOUSING LOTTERY?

The Lottery is the process that allows you to choose your housing assignment for next year. Marywood University has a 2 year residency requirement, so unless you are from the Scranton area or meet the criteria to reside off-campus, you will be required to participate in the lottery.

The housing lottery gives you the opportunity to select your preferred roommate(s), if applicable, and choose your desired housing option. As you submit your housing application, you'll be assigned a time slot based on your earned credits (for groups and pairs, the individual with the highest credits will determine the time slot). While you may not always receive your first choice, don't be discouraged—simply choose your next available housing option that best suits your needs.

The following pages will give you specific information about the lottery and answer many of your questions. If not, please stop by the Office of Housing and Residence Life in the lobby of Loughran Hall, or email Aaron Lichtenwalter at alichtenwalter@marywood.edu with your questions.



HIGHLIGHTS & CHANGES

- All online this year!
- Priority selection based on earned credits
- Apply as a group, pair, or single
- You get to choose your own room/apartment!

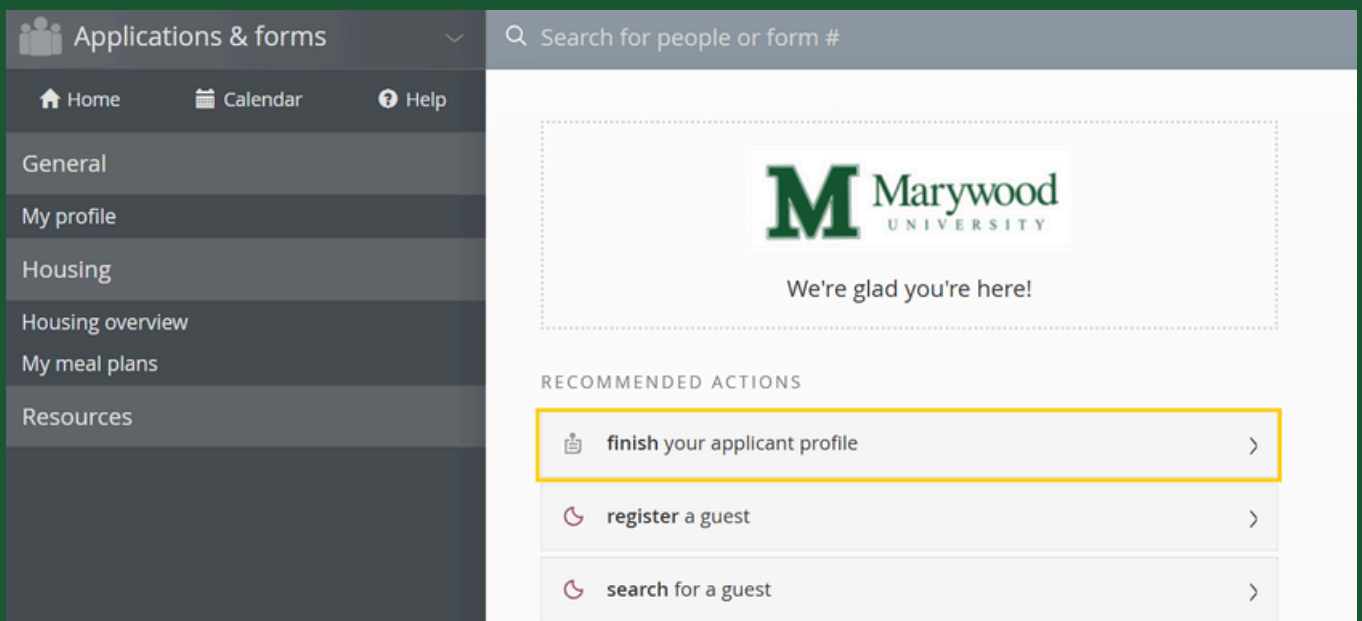
2025-2026 APPLICATION AND LOTTERY TIMELINE



2/10/25	Housing applications open
2/11/25	Housing Application Info Session 2 p.m. - 3 p.m. in Swartz A
2/13/25	Housing Application Info Session 5 p.m. to 6 p.m. in Swartz A
2/19/25	Housing Application Info Session 5 p.m. - 6 p.m. in Upper Main
2/24/25	Housing Application Info Session 10 a.m. - 11 a.m. in Upper Main
3/10/25-3/14/25	ADA Placements
3/17/25	Housing Applications Close
3/18/25	Pop-in hours in Housing in Residence Life Office 1 p.m. - 3 p.m. Loughran Hall 013
3/19/25	Pop-in hours in Housing in Residence Life Office 9 a.m. - 11 a.m. Loughran Hall 013
3/20/25	Pop-in hours in Housing in Residence Life Office 1 p.m. - 3 p.m. Loughran Hall 013
3/24/25-3/28/25	Housing Lottery

HOW TO FILL OUT THE HOUSING APPLICATION

1. Go to: <https://marywood.erezlife.com>
2. Log in with your Marywood credentials
Reminder it is *username@marywood.edu*
3. Complete your applicant profile (if needed)

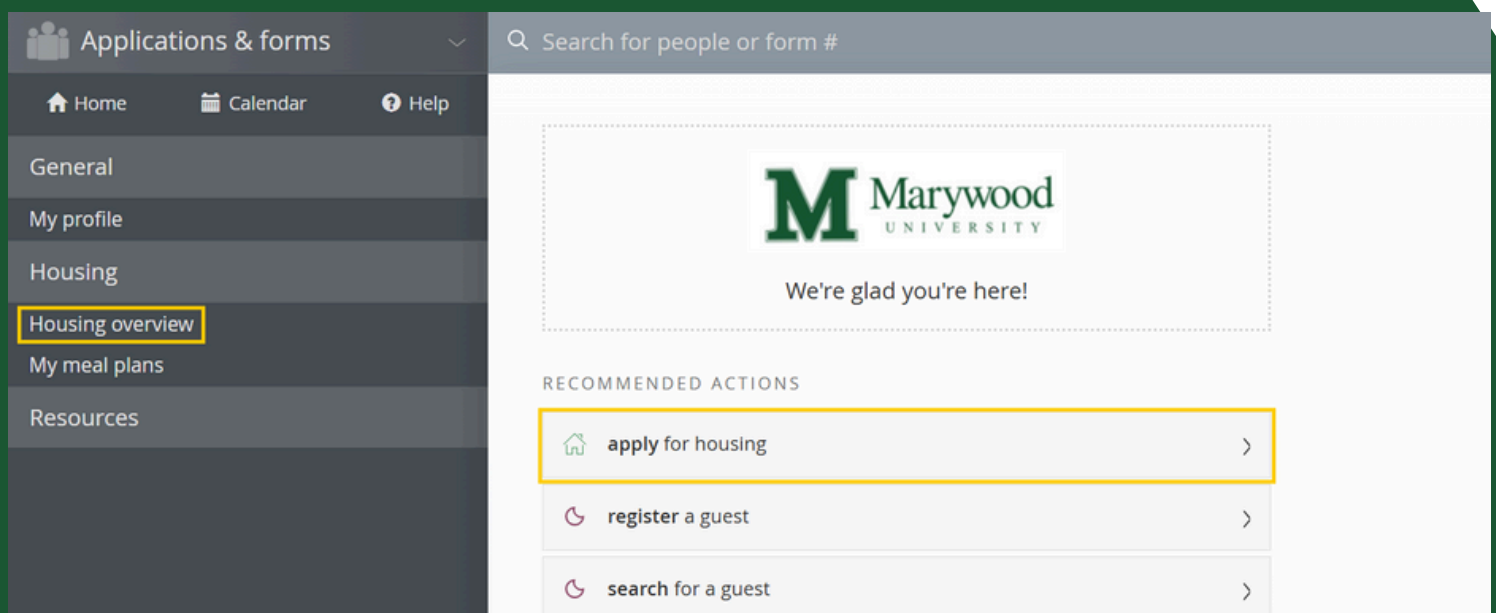


Scan this -- It will take you
to the housing selection
portal, too!



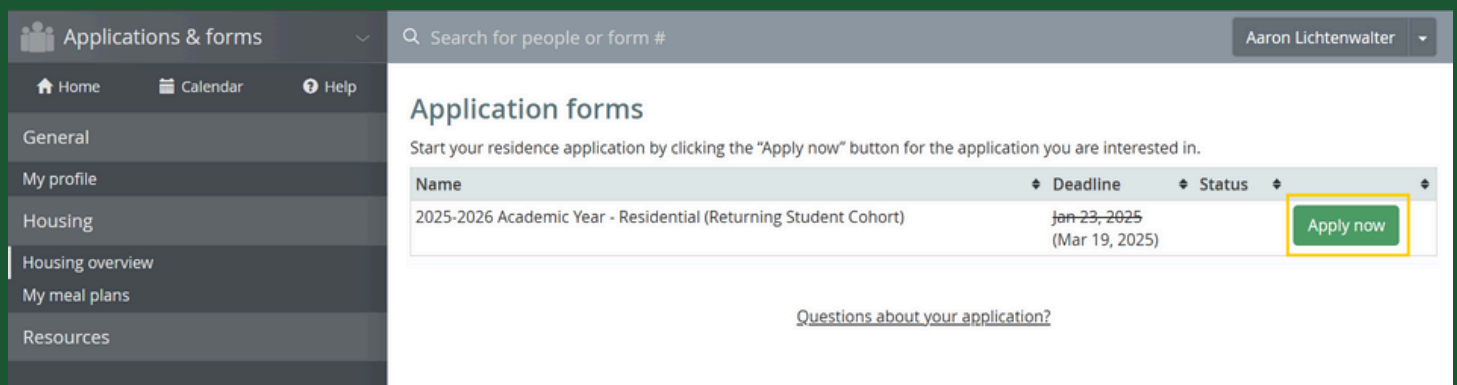
CONTINUED...

4. All housing application forms can be found under the housing overview tab. You will also see a recommended action to 'apply for housing' which will direct you to the housing overview.



The screenshot shows the 'Applications & forms' dashboard. The left sidebar has a menu with 'Home', 'Calendar', and 'Help' at the top, followed by 'General', 'My profile', 'Housing', 'Housing overview' (highlighted), 'My meal plans', and 'Resources'. The main content area features the Marywood University logo and the text 'We're glad you're here!'. Below this is a 'RECOMMENDED ACTIONS' section with three items: 'apply for housing' (highlighted with a house icon), 'register a guest' (with a clock icon), and 'search for a guest' (with a magnifying glass icon).

5. Click the 'Apply Now' button next to the housing you wish to apply to.



The screenshot shows the 'Application forms' page. The left sidebar has a menu with 'Home', 'Calendar', and 'Help' at the top, followed by 'General', 'My profile', 'Housing', 'Housing overview' (highlighted), 'My meal plans', and 'Resources'. The main content area has the title 'Application forms' and a sub-header 'Start your residence application by clicking the "Apply now" button for the application you are interested in.' Below this is a table with columns 'Name', 'Deadline', and 'Status'. The table contains one row: '2025-2026 Academic Year - Residential (Returning Student Cohort)' with a deadline of 'Jan 23, 2025 (Mar 19, 2025)'. An 'Apply now' button is highlighted next to the first row. Below the table is a link: 'Questions about your application?'.

CONTINUED...

****Note**** If you haven't finished your housing profile and profile questions, you may need to complete both before moving on to the application form.

6. Once you have opened the application, choose your preferred Residence Hall from the list on the left. You can reorder or remove preferences in the box on the right. Click 'Save' to store your information, or click 'Save and Continue' to proceed.

2025-2026 Academic Year - Residential (Returning Student Cohort)

Application deadline: Jan 23, 2025

Residence building preference Application form Confirm application

Choose where you would most like to live from the list on the left. Rank your selections accordingly from most to least preferred.

Available Residence Halls	Selected Residence Halls
Bethany Hall	↑ Madonna Hall
Immaculata Hall	↑ Regina Hall
Loughran Hall	↑ Woodlands
Perpetual Hall	

Save Save and continue

[Questions about your application?](#)

7. Answer all questions on the application form. Mandatory questions are indicated with a red asterisk (*). Once you have finished the form, click 'Save' to store your data, or click 'Save and Continue' to move forward with your application.

CONTINUED...

8. On the confirmation page, please review your application details and check off the terms listed indicating that you understand and agree with the statements.

2025-2026 Academic Year - Residential (Returning Student Cohort)

Application deadline: Jan 23, 2025

Residence building preference

Application form

Confirm application

Please review your application details before proceeding.

Your application overview:

- You are applying for 2025-2026 Academic Year - Residential residence
- Your first choice for housing is Madonna Hall

To complete your application, read the enclosed contract below. Please check off the two items below indicating that you understand and agree with all statements.

☒

 have opened, read, understood, and agree to the enclosed [terms & conditions file](#)

☒

 declare all information I have disclosed throughout this application process is correct

Submit application

[Questions about your application?](#)

9. Once you have successfully submitted your application, you will see a confirmation message along with your receipt number. A copy of the receipt will also be sent to your Marywood email address.

2025-2026 Academic Year - Residential (Returning Student Cohort)

Application deadline: Jan 23, 2025

Residence building preference

Application form

Confirm application

Thank you!

Your application has successfully been completed. Please keep your receipt id for your reference. A copy of this receipt was sent to allichtenwalter@marywood.edu.

Receipt #1406

Submission Date*: Jan 28, 2025

* may change upon updating application details

Your application overview:

- You are applying for 2025-2026 Academic Year - Residential residence
- Your first choice for housing is Madonna Hall

To complete your application, read the enclosed contract below. Please check off the two items below indicating that you understand and agree with all statements.

☒

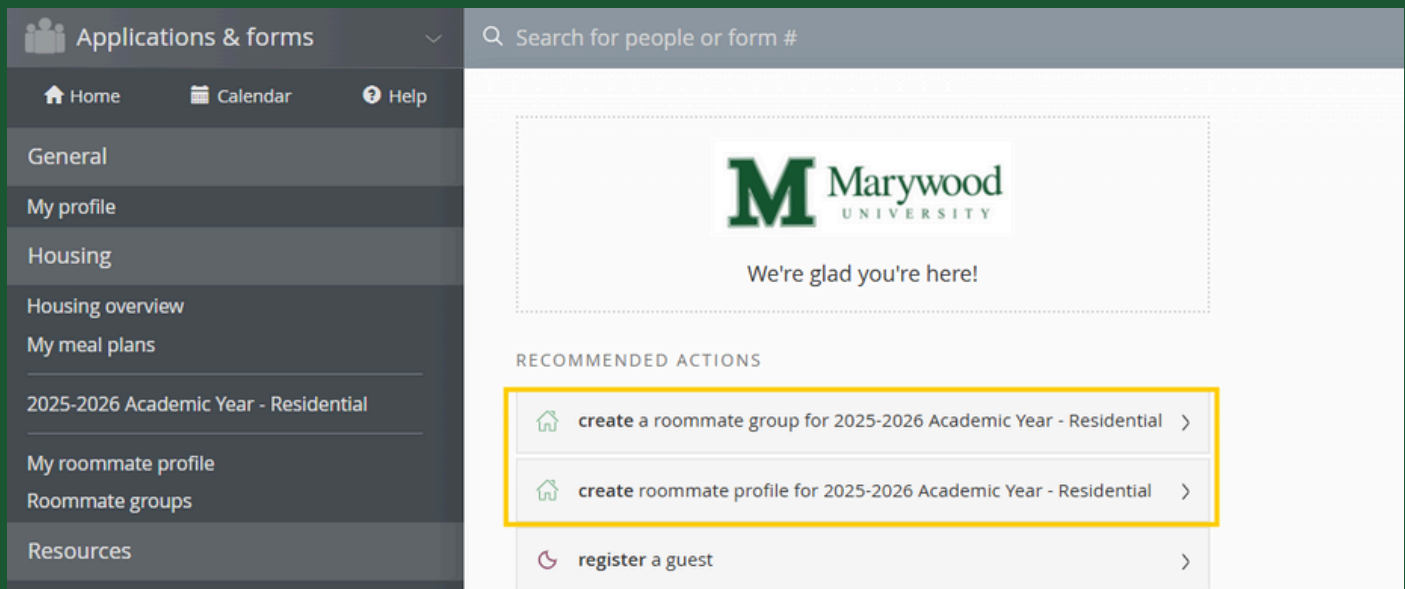
 I have opened, read, understood, and agree to the enclosed [terms & conditions file](#)

☒

 I declare all information I have disclosed throughout this application process is correct

ROOMMATE GROUPS & PROFILES

1. After completing your profile, you will see new recommended actions: creating a roommate group & creating a roommate profile




2. If you wish to create a roommate group, you must name the group (i.e. Maxis's Madonna Group) and enter in the emails of those who you want to live with. *Remember, it's *username@marywood.edu**

A screenshot of the "New roommate group" form. At the top, there is a "View all groups" button. The "Group name" field is required and contains the text "Maxis's Madonna Group". The "Session" dropdown is set to "2025-2026 Academic Year - Residential". Below this, it states "Members (maximum allowed: 10)". A green checkmark indicates that "Lichtenwalter, Aaron (owner)" is added. Under "To add roommates to the group:", there are three bullet points: "you must know their email address exactly as listed in their eRezLife application", "you can only add people who have completed applications for this session", and "you can only add people of the same gender as yourself". There are three empty email input fields labeled 2, 3, and 4.

Important note: you are able to add up to 10 people in a group. For example, if you wish to live in a Woodlands 10-person apartment, you must be a part of a 10 person group to select that type of housing.

CONTINUED...

3. All students added to a roommate group will receive a notification on their homepage notifying them to confirm their group as seen in the photo below. You must confirm the request to be considered a part of a group.



****If you wish to live with someone but you dont have anyone in mind, fill out the roommate profile and turn the profile on****

Roommate profile

Please fill out the following profile information. This information will be used to help connect you with the possible roommates. Only those students who have completed an application form will be able to view this information.

☐ Turn on my profile

This will make your profile viewable by other applicants. If you disable it, applicants will not be able to see you and you will not be able to see them. If you disable it, your contacts will still be able to view your profile.



Change photo

No file chosen

What name would you like other applicants to see when viewing your public profile? *

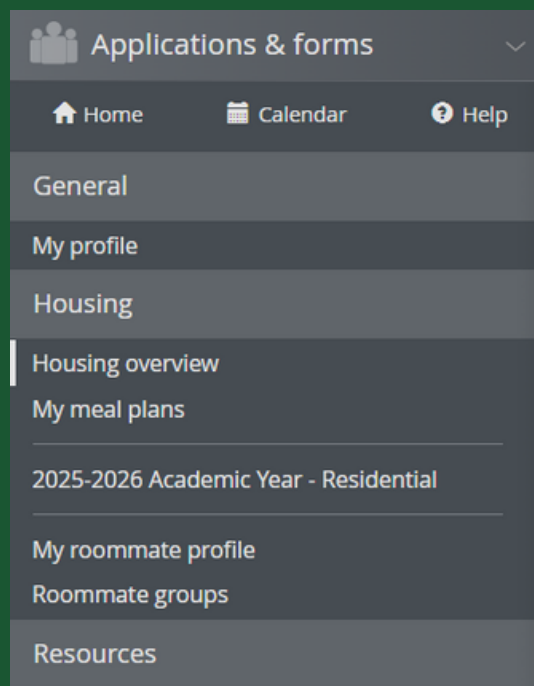
It's time to get creative. Give an elevator pitch about yourself. How would you describe yourself in one sentence?

Other applicants will be able to see this when they see a list of possible roommates.

Care to elaborate? Tell us more.

UNDERSTANDING THE: HOUSING LOTTERY


1. After you have applied for housing and solidified your groups (if applicable) you can check your status when you login
2. Your application and application status can be found in the housing overview page.



3. Once applications close and the room lottery process begins, you will be assigned a lottery time, and you will be able to preview and 'favorite' rooms in the housing overview page by choosing the preview rooms link. You will also receive an email notification of your lottery time.

Pending items

Room lottery

 Your room lottery timeslot is Jan 28, 2025 at 11:50 am EST.

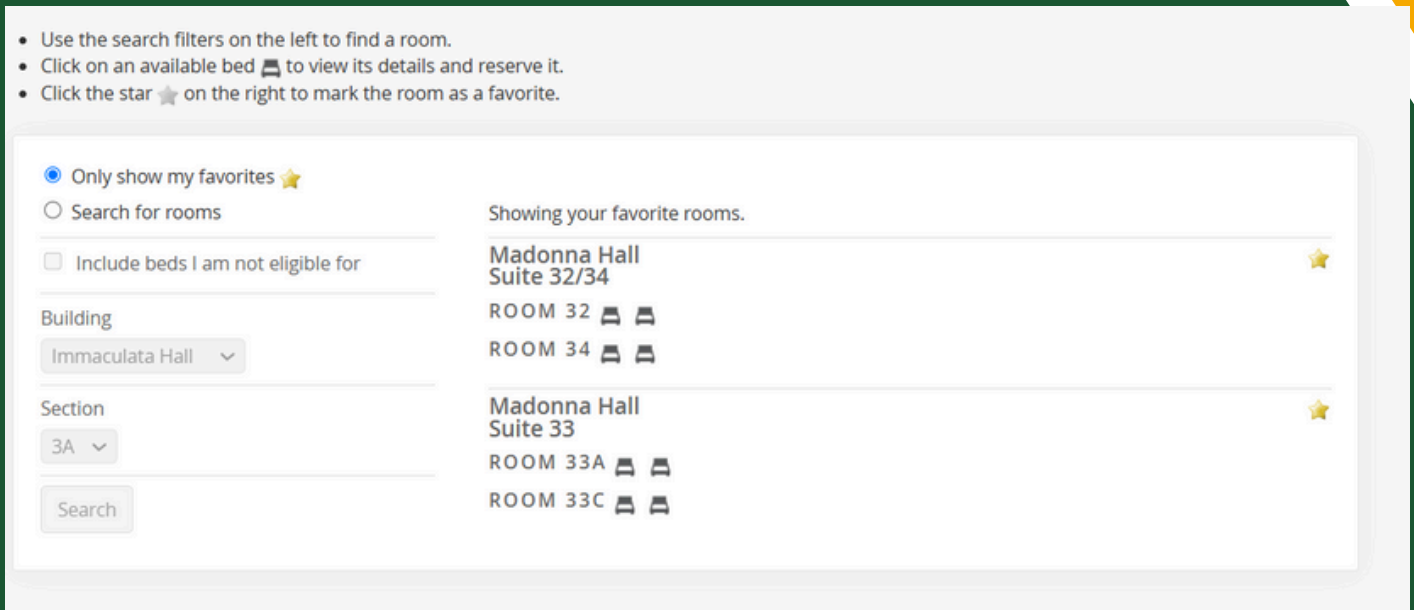
You may browse rooms now, and mark favorites to help you find your room more quickly when your timeslot opens.

 [Preview room](#)

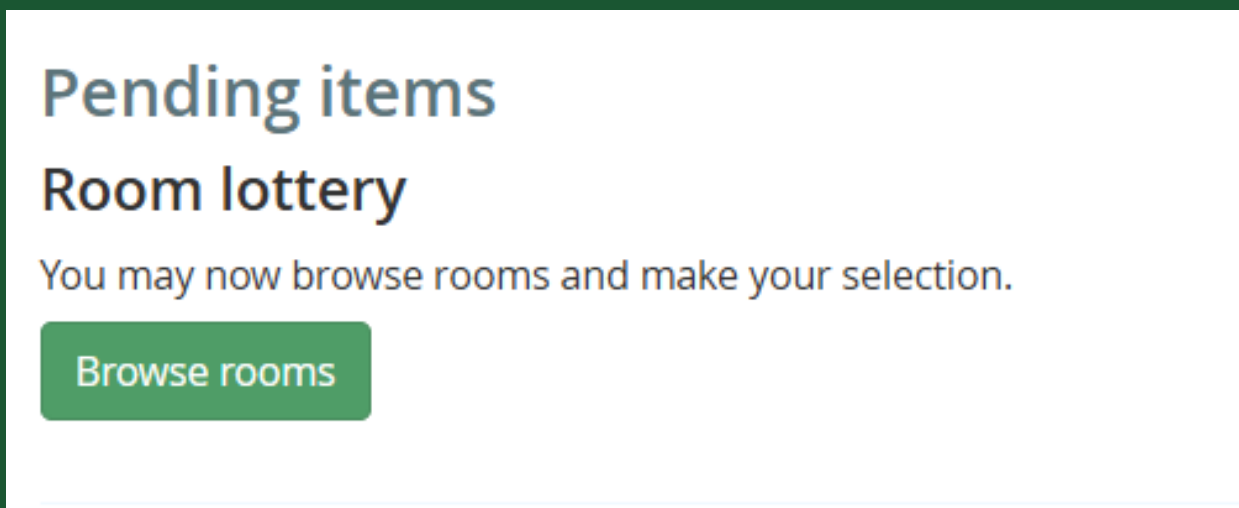
0:05:27

CONTINUED...

4. You have the ability to search for specific rooms on campus and they can be in different buildings too! Favorite a room by clicking the star. Once you have favorited a room, it will show up under the ‘Only show my favorites’ button.



5. Once you are eligible to enter the Room Lottery, you will see a ‘Browse Rooms’ button at the top of your Housing Overview page.



6. Click the ‘Browse Rooms’ button to browse all available rooms and make your selection.

****if your favorited rooms are not showing up, that means that room has been selected. ****

CONTINUED...

7. If your favorited rooms have already been selected, you may search for other rooms by building during the lottery that fit your preferences.

8. Once you have decided on a room, click the bed icon for that space. You will not be able to select any space that is unavailable (Represented by the cancel symbol)

Residence building preference

Application form

Confirm application

Find your room

- Use the search filters on the left to find a room.
- Click the star ★ on the right to mark the room as a favorite. (tip: this will give you quick access once your selection is open)

☐ Only show my favorites ★

☒ Search for rooms

☐ Include beds I am not eligible for

Building

Madonna Hall

Section

0 Terrace

Search

14 rooms match your search.

Suite 30

ROOM 30

Suite 31

ROOM 31

Suite 32/34

ROOM 32

ROOM 34

Suite 33

ROOM 33A

ROOM 33C

Suite 35/37

ROOM 35

ROOM 37

CONTINUED...

9. After clicking on a bed, a dialog window will open with any details available for the selected room.

Suite 33, room 33A, bed 1

Details

No room information available.

Choose this bed

10. Review the details of your room reservation. Click on ‘Assign me (or us) now’ to confirm the assignment. After clicking on a bed, a dialog window will open with any details available for the selected room. If you wish to choose another space, click the ‘look at other rooms’ link.

Residence building preference

Application form

Confirm application

Find your room

Madonna Hall > 0 Terrace > 33 > 33A
You must confirm below before the assignment is finalized.

Step 1 Please review the details of the bed you are picking.

Suite 33, room 33A
No room information available.

Step 2 Review your roommates who will be assigned nearby right now.

Your roommate group
Gillet, Maxis

Step 3 Confirm your choice to finalize this assignment.

Assign us now

[Look at other rooms](#)

CONTINUED...

11. After you confirm your reservation, you have the ability to cancel the reservation by clicking the 'cancel this reservation and look for another room' link.

12. Additionally, at this step, you will choose a meal plan for the next academic year.

Your roommate group

Reassign beds

Suite 33, room 33A

Residents

Bed 1: Lichtenwalter, Aaron (You)

Bed 2: Gillet, Maxis

Suite 33, room 33C

Residents

Bed 1: Empty

Bed 2: Empty

[Keep reservation, but browse other rooms](#)

[Cancel this reservation and look for another room](#)

Meal plan

☐ 150 Block

☐ 15 Meals Per Week

☐ Plan 38

Choose meal plan

Congratulations! After you complete the last step, You have finished the housing lottery and have confirmed your housing for the next academic year!



IMPORTANT NOTES

1. Housing lottery times are assigned by total credits earned.
 - a. I.E. Maxis Gillet has earned a total of 110 credits. Maxis will have an earlier timeslot in the lottery than someone who has earned 45 credits.
 - b. If a group of 4 students has earned 45, 55, 32, and 90 credits, respectively, that group will be able to select their housing earlier than a group of 4 students who have earned 45, 55, 32, or 85 credits.
2. If you plan on living in the Woodlands Residences, you must have the correct amount of people in your group.
 - a. A complete group of 10 students will be able to choose a 10-person apartment. If a group has 9, they will not be able to select a 10-person apartment.
3. Students who may need housing accommodations due to a documented disability must submit a request to Student Disability Services before the March 1st deadline. For more information, email disabilityservices@marywood.edu.



HOUSING POLICIES

Residency Requirement

Eligibility to live in Marywood housing is limited to full-time Marywood students and students enrolled in the University's Intensive English, Global Education, or similar program. Full-time undergraduate students must be enrolled for a minimum of 12 credits each semester, and graduate students must be enrolled for a minimum of 6 credits each semester. Marywood's residency requirement is that all unmarried, full-time undergraduate students must reside in University housing during their first two years of enrollment unless they are at least 21 years of age or are living with their parents/guardians in their primary family homes that are within a 45-mile radius of Marywood's campus.

Housing Agreement

The Housing agreement is binding for an entire academic year (two semesters) commencing with the Fall semester; except when the resident completes graduation requirements midyear, when the resident enters into the Agreement at the beginning of the Spring Semester, or exceptional circumstances are present that result in the resident receiving approval for a release from this agreement

Room Changes

Once room placements are confirmed, all room change requests must be submitted to the Office of Housing and Residence Life for approval. Please note that our office freezes all room change requests starting two weeks before a semester starts, and the freeze is lifted two weeks after a semester begins.



QUESTIONS?

(570) 348-6236

reslife@marywood.edu

alichtenwalter@marywood.edu

013 | Loughran Hall